

INSTALLATION INSTRUCTIONS

STEP 1

Remove feed hose, funnel adaptor and bag from unit. Turn Jet-Vac upside down and place on flat surface.



STEP 2

Remove 7 stainless steel self tapping screws (Phillips head) from the white bottom plate. The screws are marked **X** in the picture. Keep upside down and do not yet remove the bottom plate from the blue body.




STEP 3

Holding the bottom plate in place, turn Jet-Vac the right way up and then gently remove bottom plate from blue body, keeping upright.



STEP 4

Familiarise yourself with the way that the 4 x gears, 1 x propeller and 1 x brass spacer fit over the stainless steel shafts.



STEP 5

Remove the gears, propeller and brass spacer. If stainless steel shafts are worn, use pliers to remove them.




Continued next page

IMPORTANT INFORMATION FOR INSTALLER AND PRODUCT OWNER


STEP 6

If required, install the 3 new stainless steel shafts by pushing them in and then gently tapping them in with head of pliers. Do not use force to install the shafts, damage to the bottom plate may occur if excessive force is used. Ensure the height of the shafts is even.




STEP 7

Use a dry cloth to thoroughly clean the surface of the bottom plate. Use thumbnail to remove any grit that has built up on the surface of the ports, do not use sandpaper.



STEP 8

Install gears over the two forward stainless steel shafts. The first gear covers the ports, then sequentially locate the remaining three gears. Brass spacer must be fitted on the rear shaft and propeller locates above the spacer, meshing with the top gear. Ensure propeller and gears spin freely. Keeping the bottom plate upright, lower the blue body into position, hold together and turn upside down and gently tighten the seven screws.



Bottom gear covers the ports

For assistance contact your local pool professional.

COPYRIGHT AUTOMATIC POOL CLEANERS (AUSTRALIA) PTY LTD



Made In Australia by

Automatic Pool Cleaners (Australia) Pty Ltd

40 Percy Street, Auburn NSW 2144

Ph: +612 9643 8338 Fax: +612 9643 8448

www.jetvac.com.au www.aquaquip.com.au